



# TB summary for Cornwall

(12 months up to end of December 2018)

**CORNWALL**  
TB Eradication Group

## 2788 cattle herds

Number of herds registered with APHA in Cornwall

## 4952 herd tests

Number of herd TB tests conducted (some herds may be tested more than once during the period)

## 689,500 cattle tests

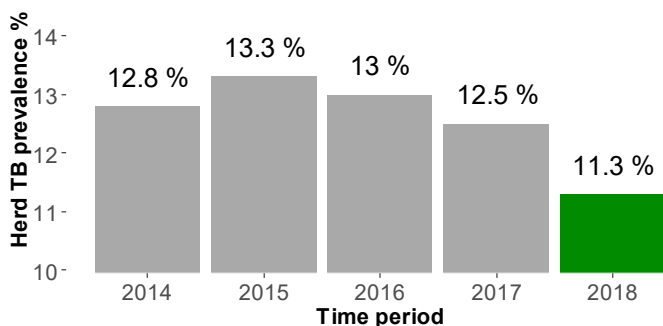
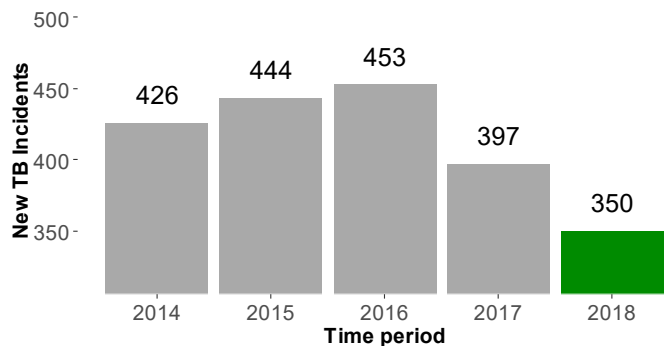
Number of cattle TB tested (some cattle may be tested more than once during the period)

## 350 New TB incidents

Number of herds during the period which had cattle react to a tuberculin test or had animals disclosed at slaughter

## 314 Restricted herds (11.3%)

Number of herds (and % of total) under disease restrictions at the end of the period

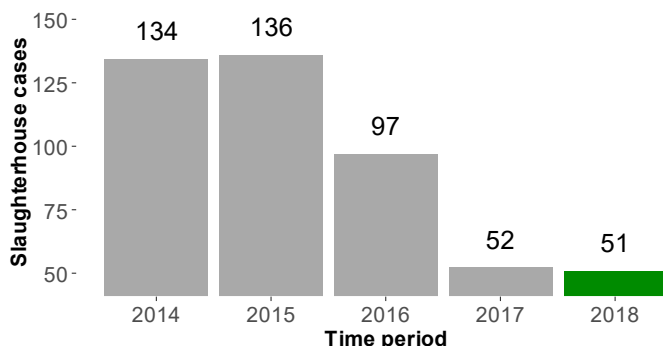
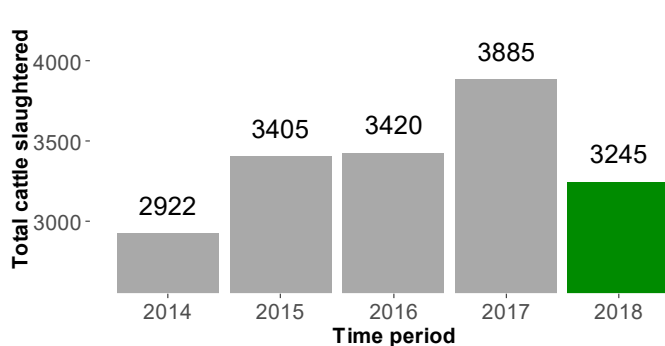


## 3245 Cattle slaughtered

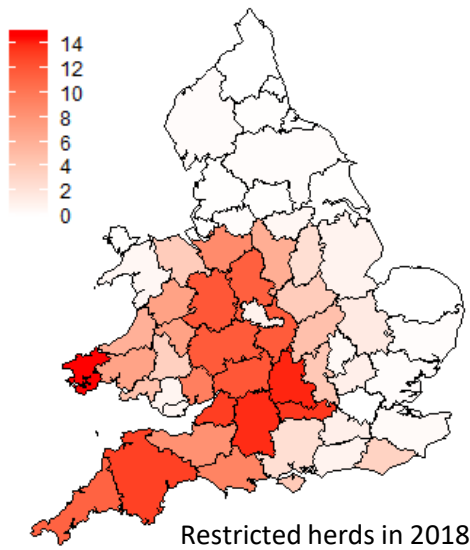
Total reactors, inconclusive reactors and direct contacts slaughtered during the period

## 51 Slaughterhouse cases

Number of animals where Tb infection was identified during slaughterhouse inspection



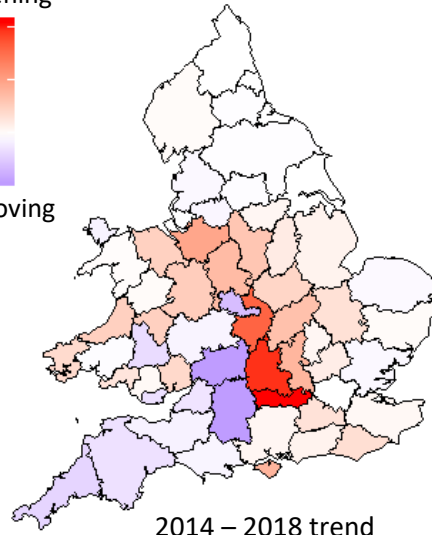
# Disease restricted herds (%) – comparison with other counties



worsening



Improving



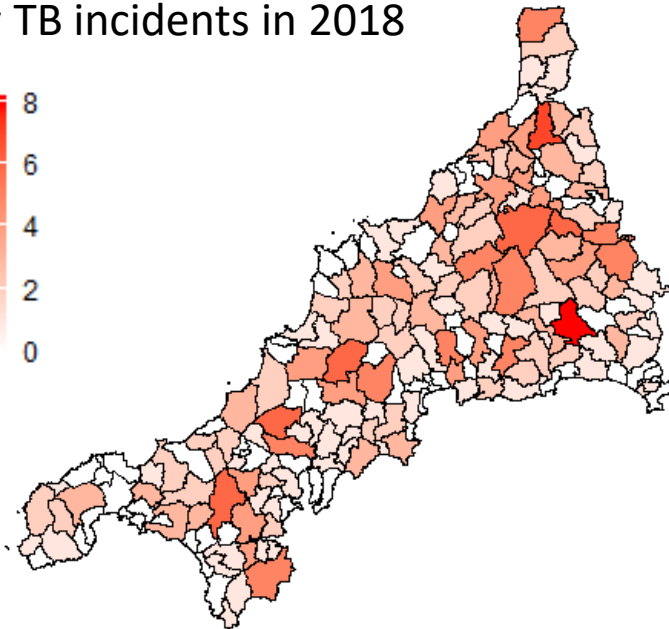
## Top worsening

- Berkshire
- Oxfordshire
- Warwickshire
- Cheshire
- Isle of Wight

## Top improving

- Gloucestershire
- Wiltshire
- West Midlands
- Cornwall
- Devon

# New TB incidents in 2018



# Worse affected parishes

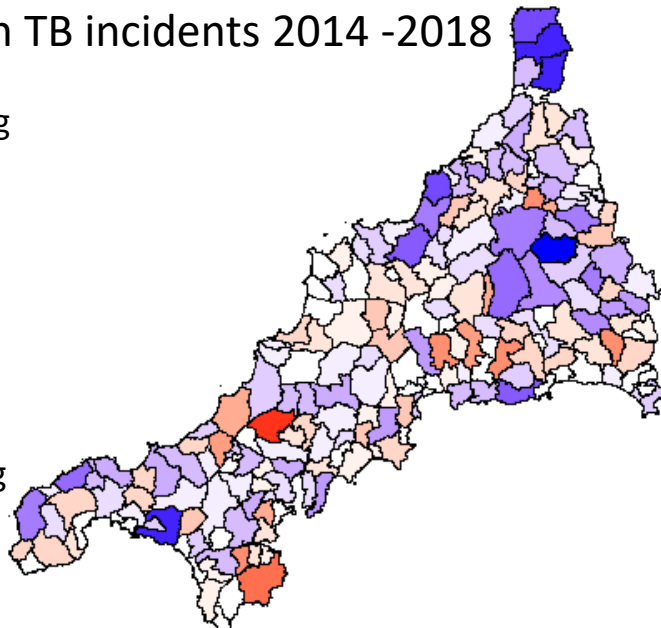
Parish	Breakdowns
Menheniot	8
Week St. Mary	7
Wendron	6
Kenwyn	6
Altarnun	6
St. Enoder	6
Lewannick	6
St. Stephen in Brannel	5
Blisland	5
Stokeclimsland	5
St Keverne	5
Kea	5
Lanlivery	5
Lanreath	5
St. Neot	5
Lezant	5
Morwenstow	5

# Trend in TB incidents 2014 -2018

worsening



Improving



## Top worsening parishes

- Kenwyn
- St. Keverne
- Lanreath
- Lanlivery
- St. Martin-in-Meneage

## Top improving parishes

- North Hill
- Breage
- Kilkampton
- Launcells
- Tintagel / Morewenstow